



District Report Card: 2017


State: Arunachal Pradesh	District: Papum Pare
Class: 8	Subject: Mathematics
Schools: 53	Students: 852


Participation/Coverage


Students

<div>GENDER</div> <div></div>	Boys		Girls	
	Number	%	Number	%
	418	49.06	434	50.94

<div>AREA</div> <div></div>	Rural		Urban	
	Number	%	Number	%
	576	67.61	276	32.39

<div>CATEGORY</div> <div></div>	SC		ST		OBC		GEN	
	Number	%	Number	%	Number	%	Number	%
	21	2.46	701	82.28	36	4.23	94	11.03

<div>CWSN</div> <div></div>	LD	VI	HI	S&LD	ID	Oth
	5	14	12	5	0	10

<div>Management</div> <div></div>	Government		Government-aided	
	Number	%	Number	%
	671	78.76	181	21.24

Average Performance of Students in Mathematics (%)

Overall	Gender		Area		Management		Social Group			
	Male	Female	Rural	Urban	Govt.	Aided	SC	ST	OBC	GEN
34.91	34.91	34.92	35.68	33.31	31.44	47.81	38.41	35.13	32.41	33.48

Performance on Learning Outcomes (LOs)

Learning Outcomes	Description	Average Performance(%)
M601	Solves problems involving large numbers by applying appropriate operations	31.44
M606	Solves problems on daily life situations involving addition and subtraction of fractions / decimals	37.12
M620	Finds out the perimeter and area of rectangular objects in the surroundings like floor of the class room, surfaces of a chalk box etc.	32.47
M621	Arranges given/collected information in the form of table, pictograph and bar graph and interprets them	33.33
M702	Interprets the division and multiplication of fractions	32.86
M705	Solves problems related to daily life situations involving rational numbers	34.39
M706	Uses exponential form of numbers to simplify problems involving multiplication and division of large numbers	27.51
M707	Adds/subtracts algebraic expressions	38.26
M710	Solves problems related to conversion of percentage to fraction and decimal and vice versa	23.54
M717	Finds out approximate area of closed shapes by using unit square grid/graph sheet	24.35
M719	Finds various representative values for simple data from her/his daily life contexts like mean, median and mode	43.06
M721	Interprets data using bar graph	43.36
M801	Generalizes properties of addition, subtraction, multiplication and division of rational numbers through patterns	26.57
M802	Finds rational numbers between two given rational numbers	31.70
M803	Proves divisibility rules of 2, 3, 4, 5, 6, 9 and 11	41.37
M804	Finds squares, cubes, square roots and cube roots of numbers using different methods	31.24
M808	Uses various algebraic identities in solving problems of daily life	40.56
M812	Verifies properties of parallelogram and establishes the relationship between them through reasoning	30.90
M818	Finds surface area and volume of cuboidal and cylindrical object	32.17
M819	Draws and interprets bar charts and pie charts	46.48

Range of Performance of Students who Answered Correctly							
Below 30%		30% - 50%		50% - 75%		Above 75%	
Number	%	Number	%	Number	%	Number	%
379	44.48	336	39.44	113	13.26	24	2.82

Lowest Performing Learning Outcomes (LOs)

- 1 - Solves problems related to conversion of percentage to fraction and decimal and vice versa (23.54)
- 2 - Finds out approximate area of closed shapes by using unit square grid/graph sheet (24.35)
- 3 - Generalizes properties of addition, subtraction, multiplication and division of rational numbers through patterns (26.57)

- 4 - Uses exponential form of numbers to simplify problems involving multiplication and division of large numbers (27.51)
- 5 - Verifies properties of parallelogram and establishes the relationship between them through reasoning (30.90)